PHASE TWO



THE

EXTREME

MENOPAUSE

BODY MAKEOVER

SHOULDER INJURY
HOME GYM PROGRAM

WWW.THESCULPTEDVEGAN.COM

THE SCULPTED *vegan*

THE EXTREME MENOPAUSE BODY MAKEOVER

The health and fitness information presented in this pdf is an educational resource and is not intended as a substitute for medical advice. Consult your doctor or healthcare professional before performing any of the exercises described in this book or any other exercise programme, particularly if you are pregnant, or if you are elderly or have chronic or recurring medical conditions. Do not attempt any of the exercises while under the influence of alcohol or drugs. Discontinue any exercise that causes you pain or severe discomfort and consult a medical expert. Neither the author of the information nor the producer nor distributors of such information make any warranty of any kind in regard to the content of the information presented in this book.

This program may contain affiliate links which means The Sculpted Vegan will receive a small commission if you choose to purchase using those links. This is at no additional cost to you. Though we do our best to update these links, occasionally links or codes found in our programs may become invalid or expire.

To learn more please visit our website
thesculptedvegan.com

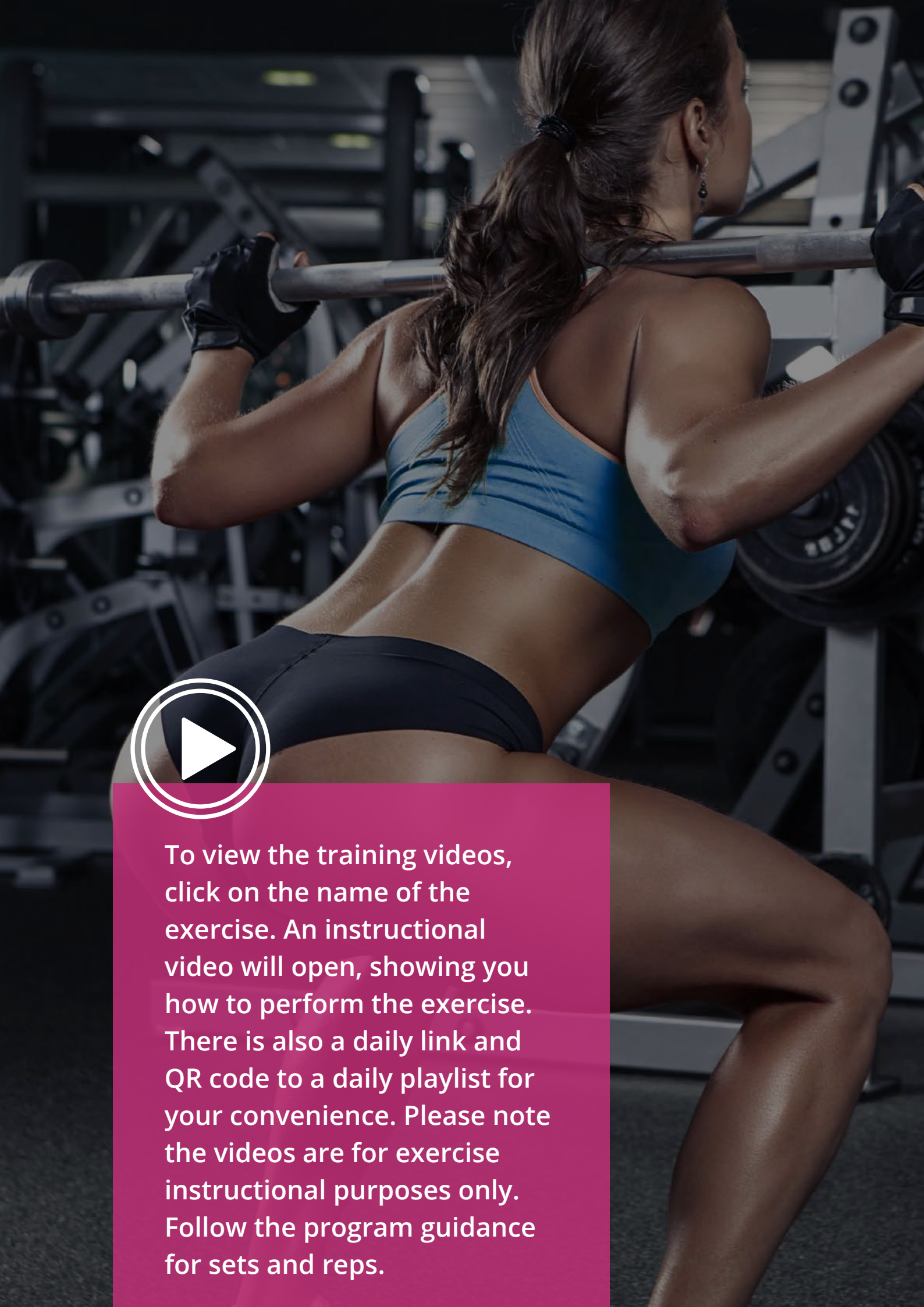

To view the training videos, click on the name of the exercise. An instructional video will open, showing you how to perform the exercise. There is also a daily link and QR code to a daily playlist for your convenience. Please note the videos are for exercise instructional purposes only. Follow the program guidance for sets and reps.

SHOULDER INJURY BARBELL AND DUMBBELL PROGRAM

DAY 1 - CHEST, TRICEPS & ABS

Click on the exercise to watch an instructional video

CLICK HERE for a YouTube Playlist of this workout

EXERCISE	SETS	REPS	NOTES
1 Barbell Bench Press **or** Flat Dumbbell Press	**4** (final set, rest pause)	**10-12**	Focus on full range of movement.
2 Incline Barbell Bench Press **or** Incline Dumbbell Bench Press	**3** (2 + 1 drop set)	**10-12**	Bench at 45·
3 Incline Dumbbell Flyes	**3** (final set to failure)	**10-12**	Squeeze chest hard
4A Skull Crushers	**3**	**10-12**	Keep elbows close to body
4B Tricep Kickbacks	**3**	**10-12**	Fully extend into arms
4C Tricep Push Up	**3**	**10-12**	Last set until you can't push no more!

OPTIONAL ABS			
5A Full Roll Up	**3**	**40 seconds**	Choose hardest option
5B Crunch With Heel Push	**3**	**40 seconds**	Support neck, don't pull
5C Bicycle Twist	**3**	**40 seconds**	Remember to breathe!

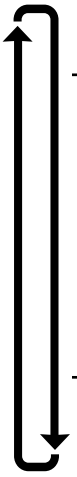

CLICK HERE
to view a playlist of **THESE EXERCISES** *or* **SCAN ME**

CHEST & TRICEPS

DAY 2 - LEGS

Click on the exercise to watch an instructional video

CLICK HERE for a YouTube Playlist of this workout

EXERCISE	SETS	REPS	NOTES
1 Elevated Goblet Squat	**4**	**15**	Hold dumbbell or kettlebell
2 Barbell Back Squat	**4** (final set, rest pause)	**10-12**	Focus on squat breaking parallel
3 Bulgarian Split Squat	**3**	**10 each leg**	Hold weights
4A Dumbbell Walking Lunges	**3**	**20**	Keep feet hip width apart for balance
4B Dumbbell Curtsy Lunges	**3**	**20**	Focus on full range of motion

CLICK HERE
to view a playlist of **THESE EXERCISES** *or* **SCAN ME**

LEGS

DAY 3 - BACK & ABS

Click on the exercise to watch an instructional video

CLICK HERE for a YouTube Playlist of this workout

EXERCISE	SETS	REPS	NOTES
1 Seated Banded Row	**4**	**15-20**	Really squeeze into lats to warm up back
2 Bent Over Row	**4** (final set, rest pause)	**10-12**	Push hips back, row bar to navel
3 Romanian Deadlift	**4**	**10-12**	Keep abs braced, focus is on back rather than hamstrings
4 Double Arm Dumbbell Row	**4** (3 + 1 drop set)	**10-12**	Wedge feet for support
5 Single Arm Dumbbell Row	**3**	**10 each arm**	Keep shoulders steady

OPTIONAL ABS			
6A Half Recline Sit Ups	3	40 seconds	Remember to breathe
6B Spiderman Plank	3	40 seconds	Squeeze into obliques
6C Single Leg Toe To Hand	3	40 seconds	Choose hardest option

CLICK HERE
to view a playlist of **THESE EXERCISES** *or* **SCAN ME**

BACK & ABS

DAY 4 - SHOULDERS & BICEPS

Click on the exercise to watch an instructional video

CLICK HERE for a YouTube Playlist of this workout

EXERCISE	SETS	REPS	NOTES
1 Barbell Front Raise or Banded Front Raise	**4** (final set, rest pause)	**10-12**	Aim for shoulder height
2 Dumbbell Side Lateral Raises or Banded Side Lateral Raise	**3** (final set, rest pause)	**10-12**	Don't swing, elbows higher than hands
3 Seated Dumbbell Rear Delt Fly or Banded Rear Delt Fly	**4** (3 + 1 drop set)	**10-12**	Squeeze hard into rear delt. Start light and build up
4 Barbell Upright Row	**4** (3 + 1 drop set)	**10-12**	Row elbows higher than shoulders

5 Barbell Bicep Curl	**4** (3 + 1 drop set)	**10-12**	Focus on full range of movement
6 Dumbbell Hammer Curl	**3**	**10-12**	Keep elbows in tight, palms face each other
7 One Arm Preacher Curl	**3**	**10 each arm**	Spot yourself in final rep

CLICK HERE
to view a playlist of **THESE EXERCISES** *or* **SCAN ME**

SHOULDERS/BICEPS

DAY 5 - GLUTES, HAMS & ABS

Click on the exercise to watch an instructional video

CLICK HERE for a YouTube Playlist of this workout

EXERCISE	SETS	REPS	NOTES
1 Lateral Banded Walks	**4**	**30**	30 steps side to side
2 Barbell Glute Bridge	**4**	**10-12**	1st rep pause 3 seconds at top
3 Frog Bench Reverse Hyper	**4**	**10-12**	Use as heavy a dumbbell or ankle weights as possible
4 Stepback Barbell Lunge	**3**	**10 each leg**	Barbell or dumbbells
5 Frog Pump Glute Bridge	**3**	**30**	Keep knees wide and steady

OPTIONAL ABS			
6A Vertical Leg Crunch	**3**	**40 seconds**	Knees bent if need be
6B Mountain Climbers	**3**	**40 seconds**	Slow it down and really squeeze
6C Hollow Bicycle Cycle	**3**	**40 seconds**	Full range of movement with legs

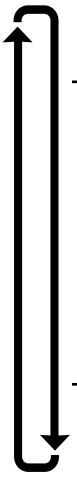

CLICK HERE
to view a playlist of **THESE EXERCISES** *or* **SCAN ME**

GLUTES & ABS

NOTES:

SUPERSET - Superset means that the exercises are completed alternatively - i.e. If there are three exercises in the superset, you will complete one set of the first exercise, a set of the second exercise and then a set of the third exercise. Repeat each alternating exercise until all sets have been completed.

- **REST PAUSE** - Perform as many reps as possible, rest for 15-20 seconds, then continue until failure.

- **DROP SET** - After completing the final set, reduce the weight by 20-30% and continue performing reps until failure.

- **OPTIONAL ABS** - It's entirely up to you whether you wish to perform the ab exercises. I don't perform ab-specific exercises as I know they are already being strengthened with big compound movements like squats or deadlifts, but I included them for anyone who loves to feel that real ab burn.

- This program is designed to be done to complete muscle failure on the final set. If your body can keep going, keep going!

- The workout must be completed in a 7 day period. Take rest days whenever is convenient. I like to go straight through Monday to Friday and rest from strength training on a Saturday and Sunday.

- Get a spotter for all days if possible. The spotter is simply there to assist you through your sticking point on the final reps of the final set. They should not be lifting the bar for you unless your muscles actually completely fail.

- The heavier your lift, the more muscle damage you will incur, the more your muscles will grow!

THE EXTREME MENOPAUSE BODY MAKEOVER

WWW.THESCULPTEDVEGAN.COM